








Chalice 3

92989208 CHAL3 150 3000-830 EHF RMB

IEC EN 60598-1 RG 1	UK CA				IK09					850°C	T _a 25	
---------------------	-------	---	---	---	------	---	---	---	---	-------	-------------------	--

Chalice 3

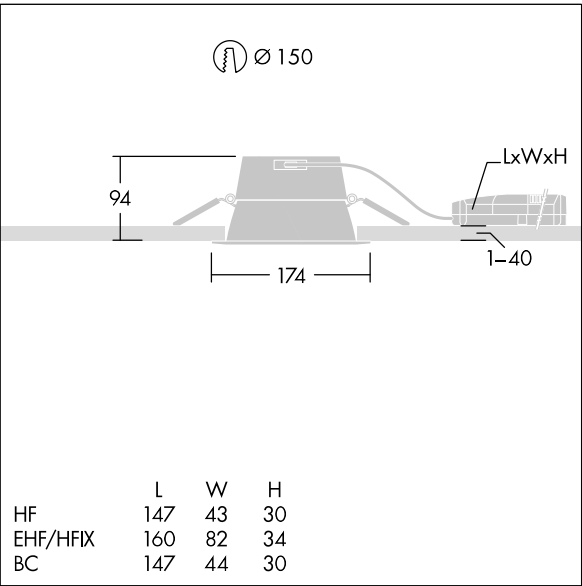
A highly efficient and sustainable LED downlight with low height. Suitable for mounting in ceiling thicknesses of 1 to 40 mm and Ø150mm cut-out with spring clips. Remote, pluggable, Fixed output LED driver with DC functionality, adjustable 50-100%, NFC configurable. Loop in - loop out possible. Body: die-cast aluminium for highly efficient thermal management with recycling content >90%. Diffuser: polycarbonate. Reflector and trim: polycarbonate smooth reflector in high glossy finish for improved glare control in office applications. Class II electrical (this product is not earthed), IP54_IP20. Complete with 3000K LED

Installation in concrete ceilings not permitted.

Dimensions: Ø174 x 94 mm
Luminaire input power: 27.5 W
Luminaire luminous flux: 3193 lm
Luminaire efficacy: 116 lm/W
Weight: 0.68 kg



TLG_CHAL3_F_150_RMB_IP54.jpg



TLG_CHAL3_M_EHF150.wmf

This product contains a light source of energy efficiency class C.

Chalice 3

92989208 CHAL3 150 3000-830 EHF RMB

THORN