







96635466 TR 24L105-740 NR-S CL1 FD MCA ANT

ISO 9223 C5		IP66	IK10						T _a 25
----------------	---	------	------	---	---	---	---	---	-------------------

Thor

A small size, smart urban LED lantern with 24 LEDs driven at 1.05A with narrow road symmetrical optic and die-cast aluminium EN AC 47100 + CAT dome with anthracite finish (close to RAL7043). Class I electrical, IP66, IK10. Body: die-cast aluminium (EN AC 46100) treated against corrosion, powder coated anthracite (close to RAL7043). Enclosure: 6mm toughened flat glass. Screws and closing set: stainless steel. Catenary mounted. Complete with 4000K LED.

Dimensions: Ø459 x 261 mm

Luminaire input power: 79 W

Luminaire luminous flux: 10183 lm

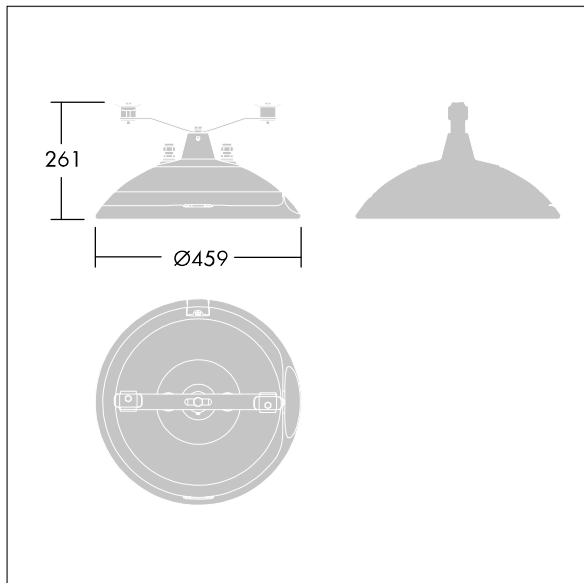
Luminaire efficacy: 129 lm/W

Weight: 8.85 kg

Scx: 0.035 m²



TLG_THOR_F_SMCA.jpg



TLG_THOR_M_MCA.wmf

This product contains a light source of energy efficiency class D.

Thor

96635466 TR 24L105-740 NR-S CL1 FD MCA ANT

THORN