






96635464 TR 24L50-740 NR CL1 FD T60E ANT

| | | | | | | | | |
|----------------|---|------|------|---|---|---|---|-------------------|
| ISO 9223 C5 |  | IP66 | IK10 |  |  |  |  | T _a 25 |
|----------------|---|------|------|---|---|---|---|-------------------|

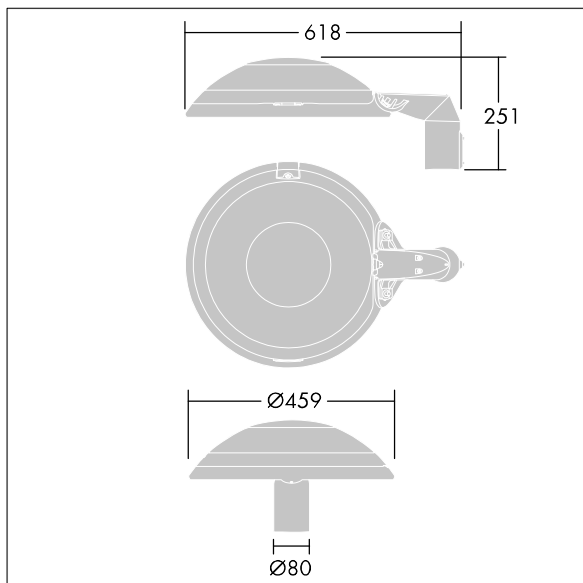
Thor

A small size, smart urban LED lantern with 24 LEDs driven at 500mA with narrow road optic and die-cast aluminium EN AC 47100 + CAT dome with anthracite finish (close to RAL7043). Class I electrical, IP66, IK10. Body: die-cast aluminium (EN AC 47100 + CAT) treated against corrosion, powder coated anthracite (close to RAL7043), bracket: die-cast aluminium (EN AC-47100 + CAT) treated against corrosion, powder coated anthracite (close to RAL7043). Enclosure: 6mm toughened flat glass. Screws and closing set: stainless steel. Post top mounting to Ø60mm column, tilt 0°, adjustable from -15° to +10°. Complete with 4000K LED.

Dimensions: 618 x 459 x 251 mm
 Luminaire input power: 38 W
 Luminaire luminous flux: 5684 lm
 Luminaire efficacy: 150 lm/W
 Weight: 8.8 kg
 Scx: 0.038 m²



TLG_THOR_F_SMTFPD.jpg



TLG_THOR_M_MTP.wmf

This product contains a light source of energy efficiency class D.

Thor

96635464 TR 24L50-740 NR CL1 FD T60E ANT

THORN