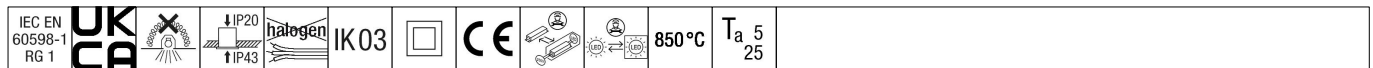


# Cetus3

# THORN

## 92943853 CETUS3 S 1500-830 HF E3 RWH




### Cetus3

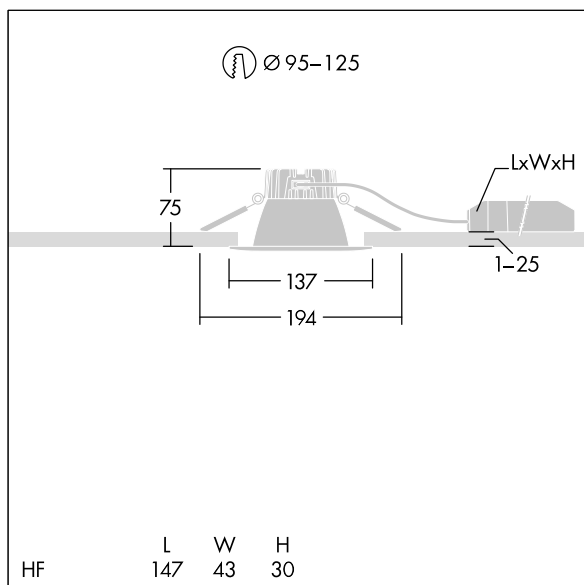
A low height, recessed LED downlight. Suitable for ceiling cut-outs Ø95-125 mm for easy refurbishments or fast initial installations. Remote, pluggable, Fixed output LED driver with 3 hour, manual test, emergency lighting circuit. Body: die-cast aluminium for thermal management. Diffuser: polycarbonate, smooth reflector in white finish with wide beam. Reflector and trim: high quality, highly reflective polycarbonate. Class II electrical (this product is not earthed), IP43\_IP20. Spring clips suitable for ceiling thicknesses from 1 to 25 mm. Complete with 3000K LED

For installation in concrete ceilings please contact sales

Dimensions: Ø137 x 80 mm  
Luminaire input power: 15.9 W  
Luminaire luminous flux: 1450 lm  
Luminaire efficacy: 91 lm/W  
Weight: 0.57 kg



TLG\_CTU3\_F\_S\_LED\_RWH\_Persp.jpg



TLG\_CTU3\_M\_HFS.wmf

This product contains a light source of energy efficiency class D.

All values marked with an \* are rated values. Thorn uses tried and tested components from leading suppliers, however there may be isolated instances of technology-related failures of individual LEDs during the rated product lifetime. International standards set the tolerance in initial flux and connected load at ±10%. Unless stated otherwise, the values apply to an ambient temperature of 25°C.

Thorn Lighting is constantly developing and improving its products. The right is reserved to change specifications without prior notification or public announcement.  
© Thorn Lighting