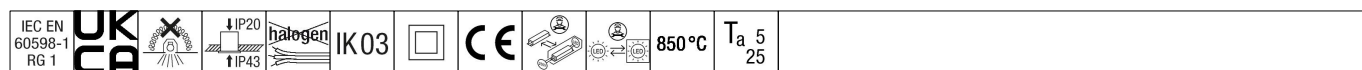


92943834 CETUS3 L 1000-830 HF E3D RWH

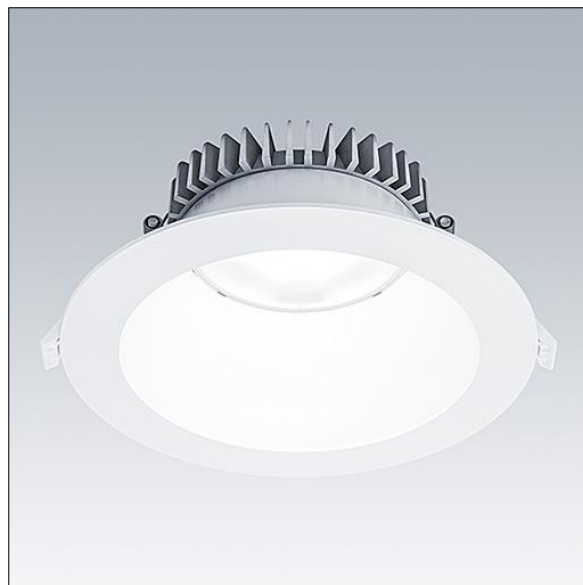


Cetus3

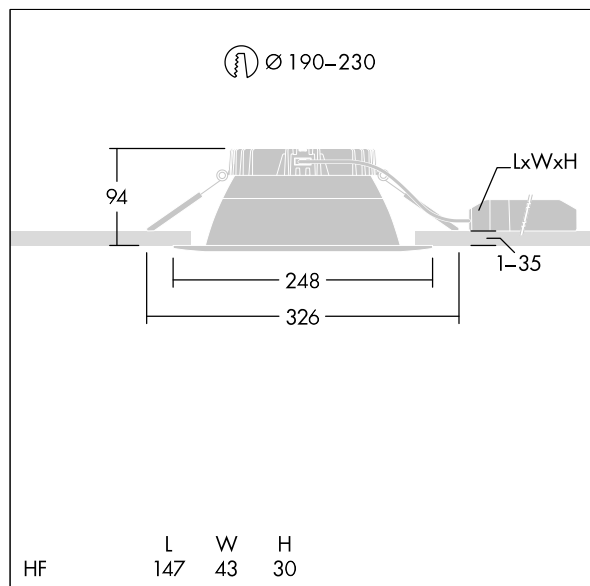
A low height, recessed LED downlight. Suitable for ceiling cut-outs Ø190-230 mm for easy refurbishments or fast initial installations. Remote, pluggable, Fixed output LED driver with 3 hour, Self/DALI Addressable test, emergency lighting circuit. Body: die-cast aluminium for thermal management. Diffuser: polycarbonate, smooth reflector in white finish with wide beam. Reflector and trim: high quality, highly reflective polycarbonate. Class II electrical (this product is not earthed), IP43_IP20. Spring clips suitable for ceiling thicknesses from 1 to 35 mm. Complete with 3000K LED

For installation in concrete ceilings please contact sales

Dimensions: Ø248 x 100 mm
 Luminaire input power: 7.7 W
 Luminaire luminous flux: 1095 lm
 Luminaire efficacy: 142 lm/W
 Weight: 1.19 kg



TLG_CTU3_F_L_LED_RWH_Persp.jpg



TLG_CTU3_M_HFL.wmf

This product contains a light source of energy efficiency class D.

Cetus3

92943834 CETUS3 L 1000-830 HF E3D RWH

THORN