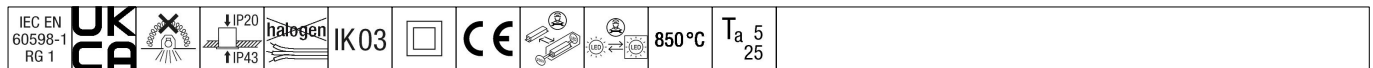


Cetus3

THORN

92943779 CETUS3 S 1500-840 HF E3 RWH




Cetus3

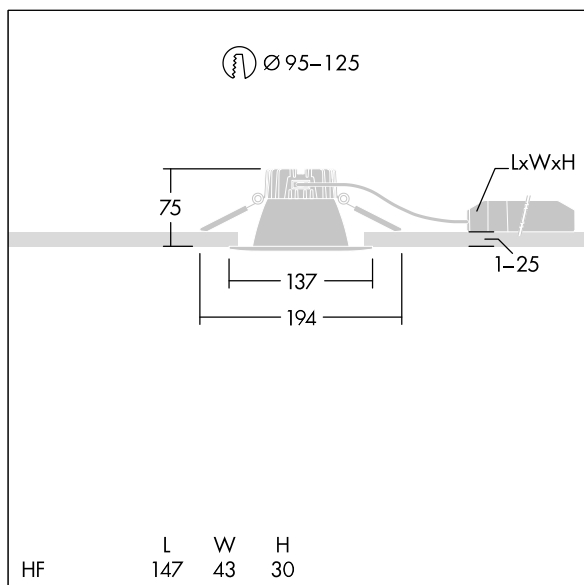
A low height, recessed LED downlight. Suitable for ceiling cut-outs Ø95-125 mm for easy refurbishments or fast initial installations. Remote, pluggable, Fixed output LED driver with 3 hour, manual test, emergency lighting circuit. Body: die-cast aluminium for thermal management. Diffuser: polycarbonate, smooth reflector in finish with wide beam. Reflector and trim: high quality, highly reflective polycarbonate. Class II electrical (this product is not earthed), IP43_IP20. Spring clips suitable for ceiling thicknesses from 1 to 25 mm. Complete with 4000K LED

For installation in concrete ceilings please contact sales

Dimensions: Ø137 x 80 mm
Luminaire input power: 15.9 W
Luminaire luminous flux: 1511 lm
Luminaire efficacy: 95 lm/W
Weight: 0.57 kg



TLG_CTU3_F_S_LED_RWH_Persp.jpg



TLG_CTU3_M_HFS.wmf

This product contains a light source of energy efficiency class C.

All values marked with an * are rated values. Thorn uses tried and tested components from leading suppliers, however there may be isolated instances of technology-related failures of individual LEDs during the rated product lifetime. International standards set the tolerance in initial flux and connected load at ±10%. Unless stated otherwise, the values apply to an ambient temperature of 25°C.

Thorn Lighting is constantly developing and improving its products. The right is reserved to change specifications without prior notification or public announcement.
© Thorn Lighting

Cetus3

92943779 CETUS3 S 1500-840 HF E3 RWH

THORN