







# Omega Pro 2

92916321 OP2 3800-840 MPT HF E3 3X12

THORN

IEC EN 60598-1 RG 0			IK03					650°C	T <sub>a</sub> 0 +35	
---------------------------	---	---	------	---	---	---	---	-------	-------------------------	--

## Omega Pro 2

A recessed/surface/suspended, edge-lit LED luminaire.  
LED driver, with 3 hour, manual test, emergency lighting circuit. Class II electrical (this product is not earthed), IP40\_IP20, Impact strength: IK03. Body: steel sheet, finished white (close to RAL9016). Diffuser: UV-stabilised polycarbonate microprismatic optic for maximised spacing. Electrical connection via piano key terminals, loop-in/loop-out possible. Complete with 4000K LED, Colour Rendering Index min.: 80

Dimensions: 1197 x 297 x 57 mm  
Luminaire input power: 29.9 W  
Luminaire luminous flux: 3800 lm  
Luminaire efficacy: 127 lm/W  
Weight: 5.79 kg



TLG\_OMP2\_F\_RMPT\_PDB.jpg



TLG\_OMP2\_M\_L.wmf

This product contains a light source of energy efficiency class D.

All values marked with an \* are rated values. Thorn uses tried and tested components from leading suppliers, however there may be isolated instances of technology-related failures of individual LEDs during the rated product lifetime. International standards set the tolerance in initial flux and connected load at  $\pm 10\%$ . Unless stated otherwise, the values apply to an ambient temperature of 25°C.

Thorn Lighting is constantly developing and improving its products. The right is reserved to change specifications without prior notification or public announcement.  
© Thorn Lighting

## Omega Pro 2

92916321 OP2 3800-840 MPT HF E3 3X12

THORN