



Omega Pro 2

92916286 OP2 3800-840 CKIT+ MPT MWS Q600

THORN

IEC EN 60598-1 RG 0				IK03						650°C	T _a 0 +35
---------------------------	---	---	---	------	---	---	---	---	---	-------	-------------------------

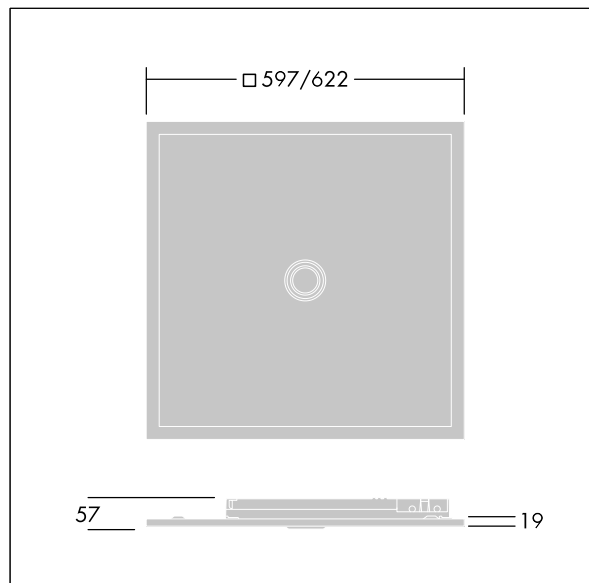
Omega Pro 2

A recessed/surface/suspended, edge-lit LED luminaire. LED driver, DALI-2 dimmable. Class II electrical (this product is not earthed), IP40_IP20, Impact strength: IK03. Body: steel sheet, finished white (close to RAL9016). Diffuser: UV-stabilised polycarbonate microprismatic optic for maximised spacing with central control pod hole. Equipped with microwave sensor and daylight hold-off function for on/off control plus up to 6 wired slaves via a single control line. Electrical connection via 7 pole piano key terminals, loop-in/loop-out possible. Complete with 4000K LED, Colour Rendering Index min.: 80

Dimensions: 597 x 597 x 57 mm
Luminaire input power: 29.1 W
Luminaire luminous flux: 3800 lm
Luminaire efficacy: 131 lm/W
Weight: 5.45 kg



TLG_OMP2_F_QMPTKIT_PDB.jpg



TLG_OMP2_M_QKIT.wmf

This product contains a light source of energy efficiency class D.

All values marked with an * are rated values. Thorn uses tried and tested components from leading suppliers, however there may be isolated instances of technology-related failures of individual LEDs during the rated product lifetime. International standards set the tolerance in initial flux and connected load at $\pm 10\%$. Unless stated otherwise, the values apply to an ambient temperature of 25°C.

Thorn Lighting is constantly developing and improving its products. The right is reserved to change specifications without prior notification or public announcement.
© Thorn Lighting

Omega Pro 2

92916286 OP2 3800-840 CKIT+ MPT MWS Q600

THORN