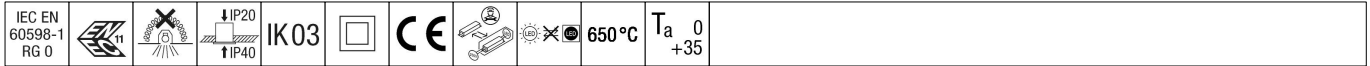


Omega Pro 2


92914506 OP2 4400-840 CKIT+ MPT HFSX Q600



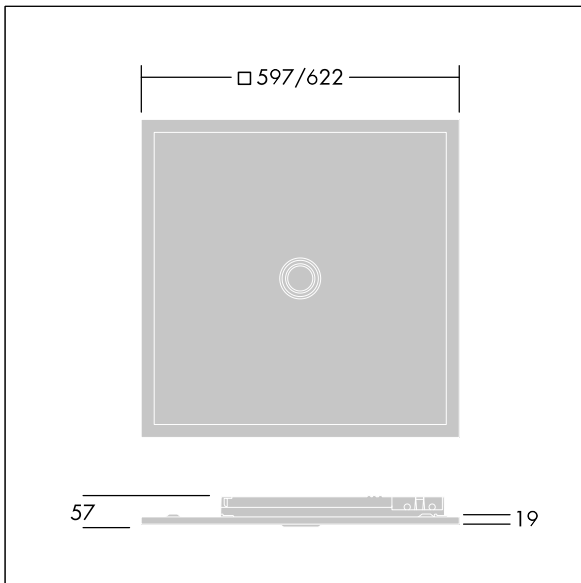
Omega Pro 2

A recessed/surface/suspended, edge-lit LED luminaire. LED driver, DALI-2 dimmable. Class II electrical (this product is not earthed), IP40_IP20, Impact strength: IK03. Body: steel sheet, finished white (close to RAL9016). Diffuser: UV-stabilised polycarbonate microprismatic optic for maximised spacing with central control pod hole. Equipped with presence detector and daylight harvesting function for dimming control and up to 4 wired DALI slaves. Electrical connection via 7 pole piano key terminals, loop-in/loop-out possible. Complete with 4000K LED, Colour Rendering Index min.: 80

Dimensions: 597 x 597 x 57 mm
 Luminaire input power: 35 W
 Luminaire luminous flux: 4450 lm
 Luminaire efficacy: 127 lm/W
 Weight: 5.44 kg



TLG_OMP2_F_QMPTKIT_PDB.jpg



TLG_OMP2_M_QKIT.wmf

This product contains a light source of energy efficiency class D.

All values marked with an * are rated values. Thorn uses tried and tested components from leading suppliers, however there may be isolated instances of technology-related failures of individual LEDs during the rated product lifetime. International standards set the tolerance in initial flux and connected load at ±10%. Unless stated otherwise, the values apply to an ambient temperature of 25°C.

Omega Pro 2

92914506 OP2 4400-840 CKIT+ MPT HFSX Q600

THORN