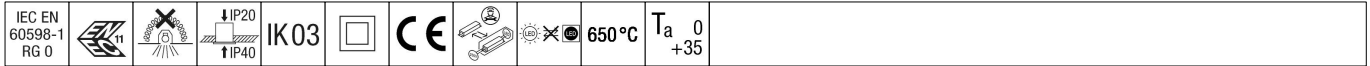


Omega Pro 2

THORN


92913446 OP2 3000-840 MPT HF E3D Q600



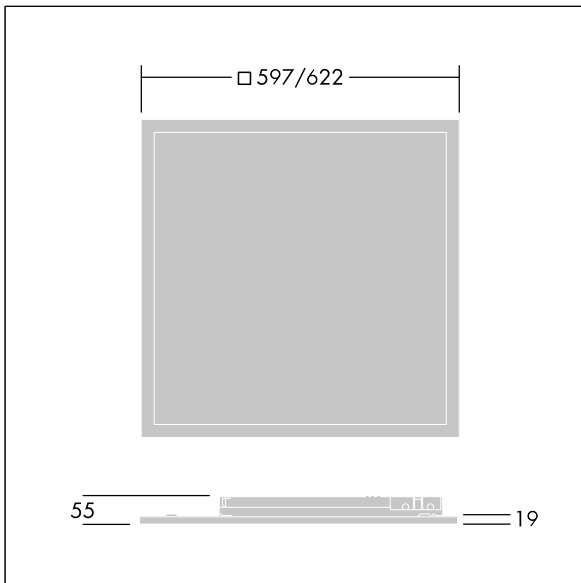
Omega Pro 2

A recessed/surface/suspended, edge-lit LED luminaire. LED driver, with 3 hour, Self/DALI Addressable test, emergency lighting circuit. Class II electrical (this product is not earthed), IP40_IP20, Impact strength: IK03. Body: steel sheet, finished white (close to RAL9016). Diffuser: UV-stabilised polycarbonate microprismatic optic for maximised spacing. Electrical connection via piano key terminals, loop-in/loop-out possible. Complete with 4000K LED, Colour Rendering Index min.: 80

Dimensions: 597 x 597 x 55 mm
Luminaire input power: 24.4 W
Luminaire luminous flux: 3000 lm
Luminaire efficacy: 123 lm/W
Weight: 5.57 kg



TLG_OMP2_F_QMPT_PDB.jpg



TLG_OMP2_M_Q.wmf

This product contains a light source of energy efficiency class D.

All values marked with an * are rated values. Thorn uses tried and tested components from leading suppliers, however there may be isolated instances of technology-related failures of individual LEDs during the rated product lifetime. International standards set the tolerance in initial flux and connected load at ±10%. Unless stated otherwise, the values apply to an ambient temperature of 25°C.

Thorn Lighting is constantly developing and improving its products. The right is reserved to change specifications without prior notification or public announcement.
© Thorn Lighting

Omega Pro 2

92913446 OP2 3000-840 MPT HF E3D Q600

THORN