





	IP66		IK10				850°C		T _a -15 +35
---	---	------	---	------	---	---	---	-------	---	---------------------------

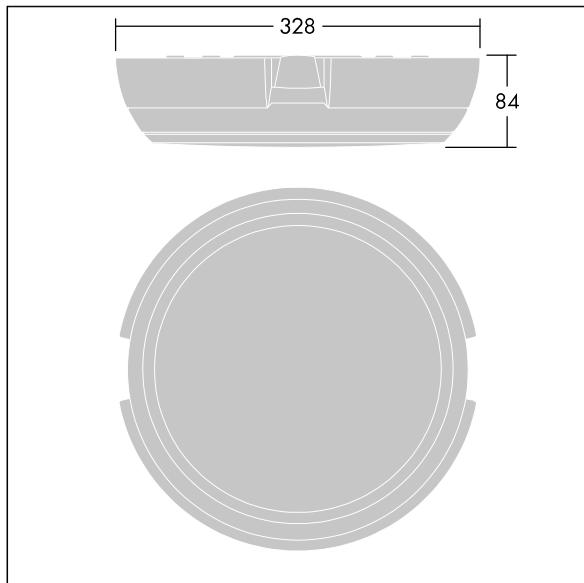
Katona

A round functional LED luminaire with deep body for side entry wiring capability, can be used with up to Ø20mm surface mounted conduit. Fixed output LED driver. Body: polycarbonate. Diffuser: opal polycarbonate. Class II electrical, IP66, IK10. Complete with 3000K LED. Suitable for direct mounting to wall or ceiling. Loop-in, loop-out is possible for cables up to 2.5mm². BESA compatible.

Dimensions: Ø328 x 84 mm
 Luminaire input power: 8.3 W
 Luminaire luminous flux: 850 lm
 Luminaire efficacy: 102 lm/W
 Weight: 1.47 kg



TLG_KATO_F_RD_deep_PDB.jpg



TLG_KATO_M_RD_FRAME_LDS.wmf

This product contains a light source of energy efficiency class D.

Katona

96632220 KAT RD SE 900-830 HF

THORN