





# Raze Architectural

96632096 RAA S 1L35-830 HFX/R 6K MSF ANT

THORN

ISO 9223	IP66	IK08				
C5						

## Raze Architectural

A compact, Surface mounted, LED wall grazer, incorporating Thorn's Flat beam® technology. 1 LED driven at 350mA. Remote DALI dimmable LED driver included. Class III electrical, IP66, IK08. Housing: die-cast aluminium (EN44300, compatible with seaside installation), powder coated, textured anthracite (close to RAL7043). Bowl: UV stabilised polycarbonate, frosted. Fasteners: stainless steel. Complete with 3000K LED.

S version driver capable of supplying up to three luminaires.

MSF variant with adjustable tilt up to  $\pm 15^\circ$ .

MWA variant flush mounting.

6kV surge protection as standard. Pre-wired with 2m cable.

Dimensions: 109 x 110 x 72 mm

Luminaire input power: 6 W

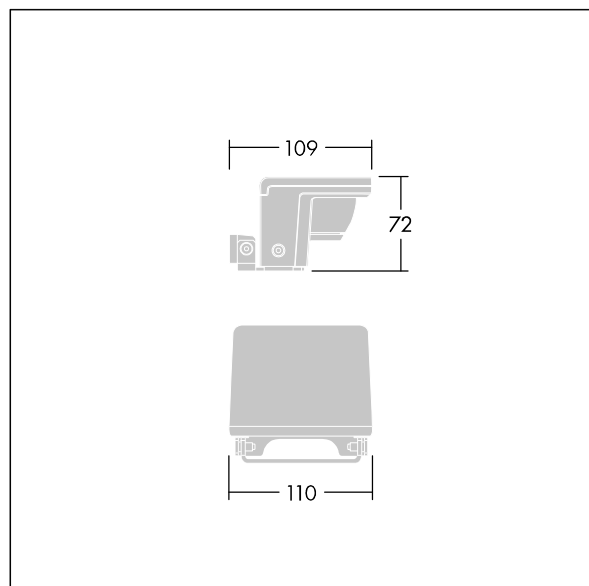
Luminaire luminous flux: 350 lm

Luminaire efficacy: 58 lm/W

Weight: 0.84 kg



TLG\_RAZA\_F\_S\_MSF\_PDB.jpg



TLG\_RAZA\_M\_S\_MSF.wmf

This product contains a light source of energy efficiency class F.

All values marked with an \* are rated values. Thorn uses tried and tested components from leading suppliers, however there may be isolated instances of technology-related failures of individual LEDs during the rated product lifetime. International standards set the tolerance in initial flux and connected load at  $\pm 10\%$ . Unless stated otherwise, the values apply to an ambient temperature of 25°C.

Thorn Lighting is constantly developing and improving its products. The right is reserved to change specifications without prior notification or public announcement.  
© Thorn Lighting

**Raze Architectural**

**96632096 RAA S 1L35-830 HFX/R 6K MSF ANT**

**THORN**