

Technical Information



Design

BSEN40, PD6547: 2004+A1: 2009 (No Sign)
 Load Class B
 Deflection Class 3

Head load - See Table

Finish Galvanised to BSEN 1461:2022

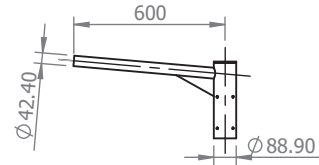
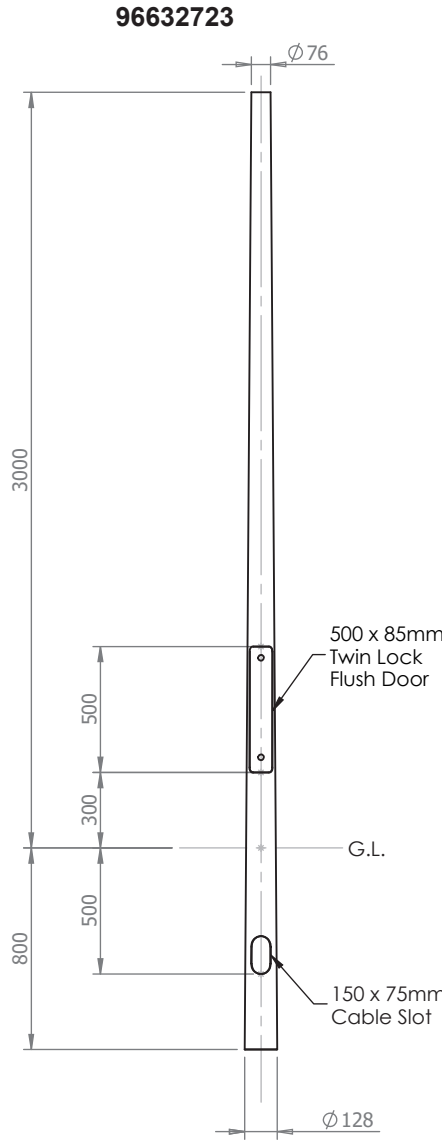
Welding

In accordance with BSEN1011
 Procedures to BSEN ISO 15614-1:2017
 Welders qualified to BSEN ISO 9606-1:2017

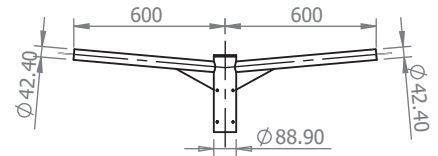
* Maximum design head load based on wind loading region with orientation of bracket/ luminaire(s) being on the same plane as door

Approximate Column Weight: 29kg

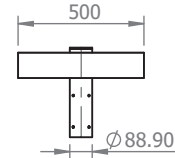
Maximum Loading Including Bracket		
Wind Loading Region	Terrain Category	Weight/Area
Extra Light	II	115kg/0.77m ²
	III	125kg/0.85m ²
Light	II	105kg/0.67m ²
	III	110kg/0.75m ²
Medium	II	95kg/0.62m ²
	III	100kg/0.69m ²
Heavy	II	85kg/0.57m ²
	III	90kg/0.63m ²
Extra Heavy	II	75kg/0.46m ²
	III	80kg/0.51m ²



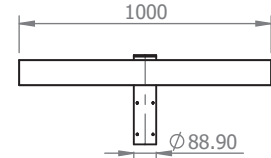
96632716 - Single Arm Bracket
 Approx Weight: 5.23kg



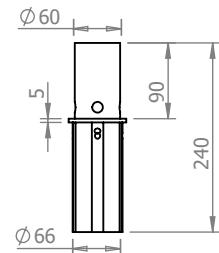
96632717 - Twin Arm Bracket
 Approx Weight: 7.36kg



96632720 - Bracket
 Approx Weight: 6.22kg
 Single Flood Light



96632721 - Double/Quad Flood Light Bracket
 Approx Weight: 9.62kg



96633562 - 60mm Post Top Adaptor
 Approx Weight: 1kg

THORN

Notes
 All dimensions in millimetres unless stated otherwise.
 When Multiple views are shown 3rd Angle Projection is assumed.

--	--	--

Title
 3 Metre Tapered/Conical Root Mounted Post Top Column

Drg No. 49354-0

Scale: 1:30
 Sheet 1 of 1