

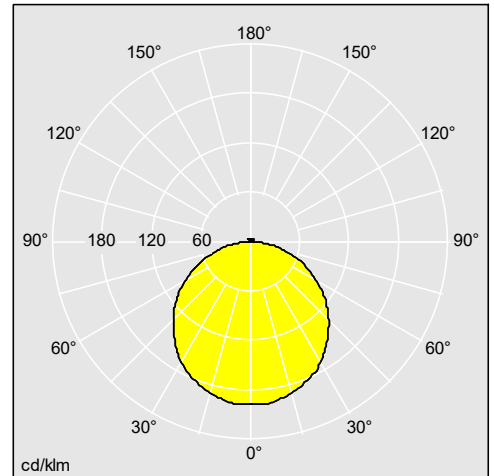
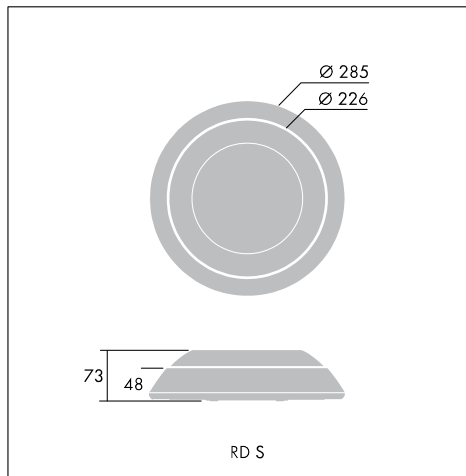

## Danube

**Stylish luminaire for wall or ceiling mounting with low profile flared bezel and diffuser**

- Sealed to IP65.
- Supplied with Quick Fix Bracket for safe and rapid electrical installation



*Photographs, line drawings and photometric data are representative only. For specific product detail please select an individual product.*



96503572

### Material/Finish

Body: die-cast aluminium  
Diffuser: opal polycarbonate  
Bezel: white polycarbonate

### Installation/Mounting

Suitable for surface mounting on wall or ceiling for both interior and exterior use. Quick Fix Bracket is screw fixed onto mounting surface by 4 oblong holes (4.5mm x 10mm). Mains connection via 6x2x2.5mm<sup>2</sup> terminal block. 'Light Box' mechanically and electrically auto-connected to the Quick Fix Bracket. For loop wiring there are two Ø20mm cable entry holes on the Quick Fix Bracket.

### Specification

To specify state:

Bold and versatile circular luminaire with 1200lm LED, aluminium body, opal diffuser and supplied with Quick Fix bracket. Optional integral emergency gear.

As Thorn Danube.