

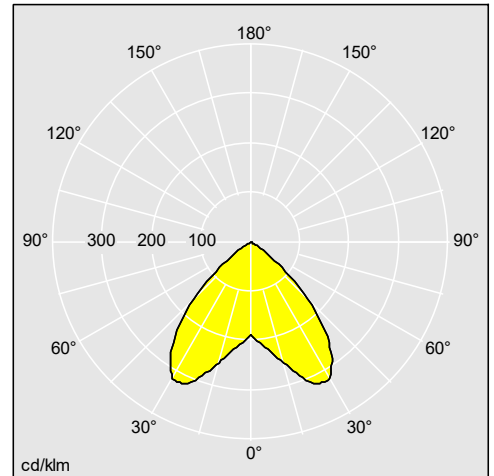
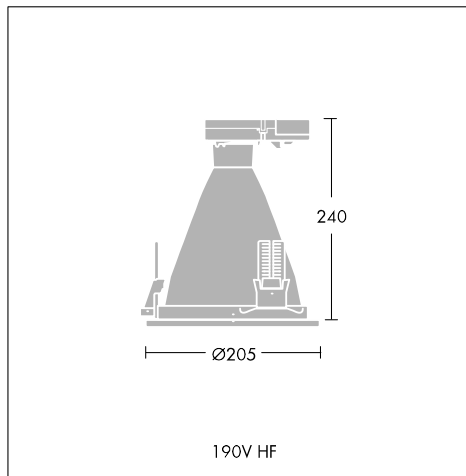

Chalice 190 V

A range of shallow recessed downlights for compact fluorescent lamps with a variety of decorative attachments

- Wide choice of lamp wattages and orientation, including 32W and 42W versions and horizontal and vertical lamp mounting
- All components mounted on one steel gear plate for horizontal versions, providing exchangeability without tools. Installation is quick and user friendly, requiring no tools to connect or fit into the ceiling aperture
- Extended range of attachments, including tri-vane louvre and silver painted bezel. Other attachments in opal or clear polycarbonate with frosted rim. Can be suspended, 12.5mm from bezel, or mounted flush to fitting for an IP44 seal.
- Digital dimming and 3 hour emergency versions are available as standard



Photographs, line drawings and photometric data are representative only. For specific product detail please select an individual product.



Material/Finish

Body: polycarbonate, black.

Mounting clips: polycarbonate, black.

Bezel: polycarbonate, white.

Reflector: specular vacuum metallised plastic (TC-TEL 26W is specular anodized aluminium).

Installation/Mounting

Adjustable fixing clip suitable for ceiling systems 1-25mm tile thickness (1-50mm for vertical lamp versions). No tools required. Cut out Ø190mm. Emergency 3 hour maintained versions suitable for escape route lighting complete with emergency gearbox.

Specification

To specify state:

Recessed downlight, mains/emergency, single/twin (horizontal only), for 13/18/26W TC-DEL, 26/32/42W TC-TEL lamps.

Specular reflector with choice of attachments.

As Thorn Chalice 190 H/V