



Edgelit LED version of the slim and elegant Planor design, with a stunning transparent direct/indirect optic

- Side-lit transparent light guide optic with no visible light source subtly integrates into minimalist office designs
- Low voltage side-mounted LED technology delivers superior efficacy (>75Llm/W and >80Llm/W) with a comfortable view
- 60/40 balance of downlight/uplight creates an uplifting environment with effective illumination of all surfaces and people
- Wall mounted version also available for LED accent lighting with a co-ordinated aesthetic

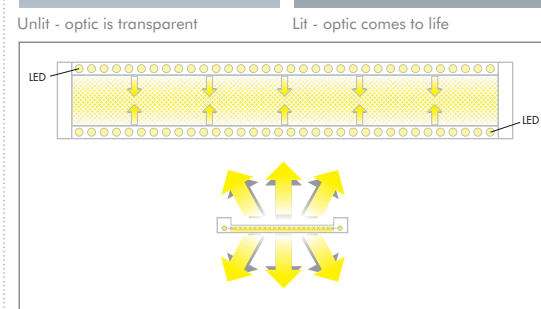
Applications

- Reception
- Offices
- Classrooms
- Meeting rooms

Lamp Information

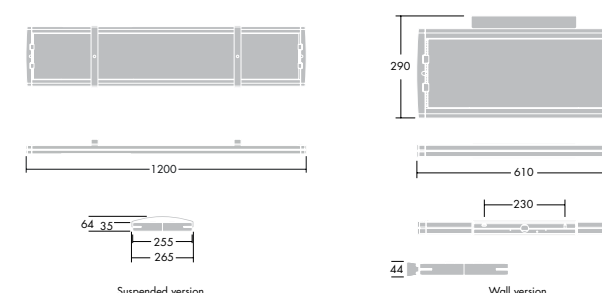
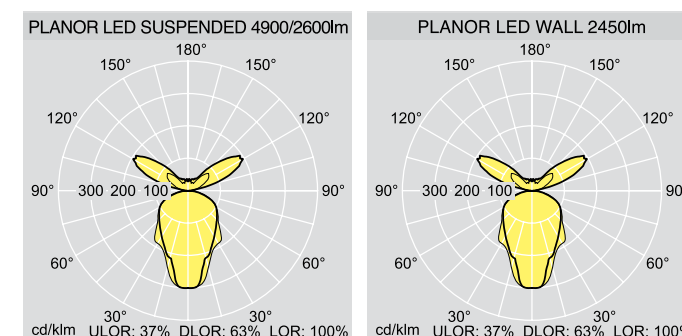
Suspended	Wall
• Life time 50,000 Hours @L70 Ta 25°C	• Life time 50,000 Hours @L70 Ta 25°C
• 4900lm (65W) / 2600lm (32W)	• 2450lm (32.5W)
• 76Llm/W / 84Llm/W	• 76Llm/W
• Colour Temperature 4000K	• Colour Temperature 4000K
• CRI 80	• CRI 80

Edgelit light guide optic



- Invisible light source gives enhanced visual comfort, with glare control built into the optic
- Transparent optic integrates subtly into the surroundings
- When lit, the internal prism structure reflects and refracts the light to produce an even distribution while maintaining high brightness
- A broad spread of ceiling illumination creates an uplifting ambience

Overview



Ordering Guide

Supplied complete with LEDs. For complete suspended version order luminaire and lock set (with optional ceiling box)

Description	Wt (kg)	SAP Code
Suspended version		
PLANOR LED 4900 HFIX L840	6.0	96210207
PLANOR LED 2600 HFIX L840	6.0	96210314
Wall version		
PLANOR WALL LED 2450 HF L840	3.2	96220866

Materials/Finish

Suspended:
Frame: extruded aluminium, powder coated silver-grey (close to RAL 9006/9007).
Brackets: aluminium anodised in natural colour. Light guide optic: acrylic.
Top cover: clear polycarbonate.

Wall:
Frame: extruded aluminium, powder coated silver-grey (close to RAL 9006/9007).
Wall console: aluminium anodised in natural colour.
Wall brackets: Extruded aluminium.
Light guide optic: acrylic.
Top cover: clear polycarbonate.

Installation/Mounting

Suspended mounting only, with adjustable wire suspension kit (2m Quicklock) included. Fitting is supplied with 3m non-halogen cable

Wall bracket mounting only, with horizontal adjustment and lock with one screw. Electrical connection via 3 way terminal block for 3x2.5mm² cable (HF)

Specification

To specify state:
Suspended and wall mounted slim LED luminaire with aluminium frame and transparent edgelit light guide optic for direct/indirect lighting. As Thorn Planor LED.

Description	Wt (kg)	SAP Code
Accessories		
C-BOX 115 GRY & SUPPLY CABLE	0.5	96004465
C-BOX 115 GRY OCULUS CAFE	0.5	96004484
LOCK SET (2 PCE)	0.04	96004393