


THORN

Replaces 4x14W
T5 with 34%
energy saving

Replaces 4x18W
T8 SS with 55%
energy saving

Omega LED

RECESSED LUMINAIRE



Fast. Simple. Affordable.

Performance

- 3250lm LED edge lit panel, one for one replacement for traditional 4x18W T26 (T8) compact fluorescent panel
- Only 40W total load, up to 55% energy saving vs fluorescent equivalents
- 80Lm/W – exceeding building regulation requirements
- 50 000 hours rated life, equivalent to 13 years at 10 hours per day operation
- Choice of 3000K warm white or 4000K cool white to suit application use
- Standard DALI dimming further increases energy savings
- Integral 3 hour emergency option reduces installation time and complexity

Standards



EN
60598
-2-22



650°C



T_a 0
+25



**3250lm LED
edge lit panel,
direct replacement
for traditional
fluorescent
panel**

Construction


- White finish steel body/diffuser
UV-stabilized, opal acrylic
- Sealed to IP44 as standard, suitable
for use in hospitals or restrooms
without the need for separate
attachments
- Available in 3 sizes:
300x300mm: 1000lm,
600x600mm: 3250lm,
300x1200mm: 4000lm





Installation

- Recessed: lay in only for most suspended T15/24 ceilings
- With the use of simple mounting kits, the recessed version offers increased flexibility, for use where either surface or suspended mounting is required
- 300x300: suitable for pull up installations (concealed and plaster board ceilings)
- Surface: collar type - fixed to the ceiling with 4 screws via keyhole slots
- Suspended: suspended via adjustable wire suspension (1500mm), 4 fixing points to the ceiling. 300x300 is not suitable for suspension mounting



• Recessed



• Surface mounted



• Suspended

Energy and cost savings



Based on:

Office area - 9.6m x 9.6m x 3m

Lux level - 425lx

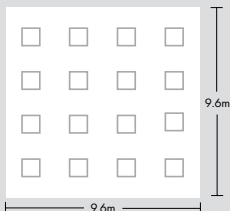
Luminaires - 16 x 3250lm LED vs 16 x 4x14W HF T5 linear fluorescent

Usage - 3389hrs/year.

Energy price - £0.07/Kwh

Sample layout - Office area

Office Area - 9.6m x 9.6m x 3m - 16 luminaires



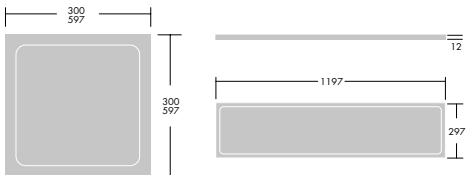
Mounting height	3.0m
Work Plane	0.75m
Maintenance factor	0.80
Reflectances	Ceiling: 70%
	Wall: 50%
	Floor: 20%
Luminaire	OMEGA 3250 LED
Lamp	LED
Lumens	3250 lm
Lux	425 lx

Ordering Guide

Option	Description	SAP Code	Cat No.
300x300			
HF	OMEGA LED 1000 HF L830	96602036	OM1000Z3K
	OMEGA LED 1000 HF L840	96602040	OM1000Z4K
HF Emergency	OMEGA LED 1000 HF E3 L830	96602038	OM1000ZE3K
	OMEGA LED 1000 HF E3 L840	96602042	OM1000ZE4K
HFIX Dimming	OMEGA LED 1000 HFIX L830	96602037	OM1000X3K
	OMEGA LED 1000 HFIX L840	96602041	OM1000X4K
HFIX Dimming Emergency	OMEGA LED 1000 HFIX E3 L830	96602039	OM1000XE3K
	OMEGA LED 1000 HFIX E3 L840	96602043	OM1000XE4K
600x600			
HF	OMEGA LED 3250 HF L830 597	96241575	OM3250Z3K
	OMEGA LED 3250 HF L840 597	96241576	OM3250Z4K
HF Emergency	OMEGA LED 3250 HF E3 L830 597	96241583	OM3250ZE3K
	OMEGA LED 3250 HF E3 L840 597	96241584	OM3250ZE4K
HFIX Dimming	OMEGA LED 3250 HFIX L830 597	96241579	OM3250X3K
	OMEGA LED 3250 HFIX L840 597	96241580	OM3250X4K
HFIX Dimming Emergency	OMEGA LED 3250 HFIX E3 L830 597	96241585	OM3250XE3K
	OMEGA LED 3250 HFIX E3 L840 597	96241586	OM3250XE4K
300x1200			
HF	OMEGA LED 4000 HF L830 297x1197	96241587	OM4000Z3K
	OMEGA LED 4000 HF L840 297x1197	96241588	OM4000Z4K
HF Emergency	OMEGA LED 4000 HF E3 L830 297x1197	96241591	OM4000ZE3K
	OMEGA LED 4000 HF E3 L840 297x1197	96241592	OM4000ZE4K
HFIX Dimming	OMEGA LED 4000 HFIX L830 297x1197	96241589	OM4000X3K
	OMEGA LED 4000 HFIX L840 297x1197	96241590	OM4000X4K
HFIX Dimming Emergency	OMEGA LED 4000 HFIX E3 L830 297x1197	96241593	OM4000XE3K
	OMEGA LED 4000 HFIX E3 L840 297x1197	96241594	OM4000XE4K

Option	Description	SAP Code	Cat No.
Accessories			
	OMEGA LED SURFACE MTG KIT 300	96241821	OMSM1000KIT
	OMEGA LED SURFACE MTG KIT 597	96241603	OMSM3250KIT
	OMEGA LED SURFACE MTG KIT 297X1197	96241760	OMSM4000KIT
	OMEGA LED SUSPENSION KIT	96241604	OMSUSKIT
	GRIPPLE SAFETY WIRE	96239327	

Product Dimensions



CONTACT DETAILS

Telephone: **0844 855 4810**

email: **uk.quotations@thornlighting.co.uk**

website: **www.thornlighting.co.uk/OMGL**

Thorn Contractor Range

Fast. Simple. Affordable.

We offer products with outstanding quality, easy installation and competitive prices. All of this is provided to you in close cooperation with your local wholesaler.

Save time. Save money. Save energy.

With our comprehensive portfolio you can realise smaller and larger projects in a fast, cost-effective and energy-efficient manner. According to project requirements, solutions with conventional technology as well as up-to-date LED luminaires can be implemented - depending on your budget.



5 Year Warranty

As a globally leading luminaire manufacturer, Thorn Lighting provides a five-year warranty for its complete product range within all European Countries. Effective from 1st May 2015.

