

THORN

Replaces 1x28W 2D
and 2x18W TC-DEL

Up to 64%
Energy saving

Club LED

INTERIOR LUMINAIRE



Fast. Simple. Affordable.

Performance

- 1000lm LED, direct replacement for 28W 2D
- Exceeds 78lm/cW
- 50 000 hour rated life, equivalent to 13 years at 10 hours per day operation
- Integrated LED and driver platform reducing shadowing and improving light uniformity
- 4000K neutral white LED
- Integral 3hr duration emergency operation, eliminating the need for separate emergency lighting installation
- Sensor versions suitable for use as Master or Slave luminaires



Standards



EN
60598

IK08

IP54



**1000lm LED,
direct replacement
for 28W 2D**

Construction

- Sealed to IP54 for a wide range of interior applications, dust tight to prevent dirt ingress and splash proof
- IK08 rated impact resistance provided by vandal resistant polycarbonate base and diffuser
- Robust enamel coated steel LED platform for heat dissipation, prolonging the LED life





Installation

- Suitable for wall or ceiling mounting
- BESA box entry on rear, ideal for retrofit installations
- 3 way terminal block for 2 x 2.5mm² cable
- Quick and easy installation



-
- Wall or ceiling mounted



-
- LED module



-
- Easy installation

Energy and cost savings



Based on:

- Complete building point for point upgrade
- Luminaires – 10 x 1000lm LED vs 10 x 28W 2D switch start
- Usage - 14hrs/day, 5 days per week, 3640hrs/year.
- Energy price - £0.15/KWh

Sample layout - Room 1

Room 1 Area – 7 rows of 1 luminaire

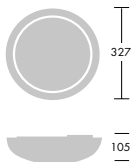


Mounting height	3.0m	Luminaire	CLUB1000 LED2 OP RD WH L840
Work Plane	0.75m	Lamp	LED
Maintenance factor	0.80	Lumens	7000 lm
Reflectances	Ceiling: 70%	Lux	Average: 108 lx
	Wall: 50%		Direct: 77 lx
	Floor: 20%		Indirect: 31 lx

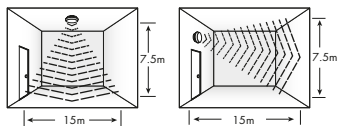
Ordering Guide

Description		Wt (Kg)	SAP Code	Cat. No.
White Bezel				
HF	CLUB 1000 LED2 OP RD WH L840	1.50	96617056	CL10ZW
HF Emergency	CLUB 1000 LED2 E3 OP RD WH L840	1.70	96617057	CL10ZEW
HF Sensor	CLUB 1000 LED2 MWS OP RD WH L840	1.60	96242239	CL10ZSW
HF Sensor Emergency	CLUB 1000 LED2 E3 MWS OP RD WH L840	1.80	96242240	CL10ZSEW
Chrome Bezel				
HF	CLUB 1000 LED2 OP RD CHR L840	1.50	96242253	CL10ZCH
HF Emergency	CLUB 1000 LED2 E3 OP RD CHR L840	1.70	96242254	CL10ZECH
HF Sensor	CLUB 1000 LED2 MWS OP RD CHR L840	1.60	96242255	CL10ZSCH
HF Sensor Emergency	CLUB 1000 LED2 E3 MWS OP RD CHR L840	1.80	96242256	CL10ZSECH




Product Dimensions



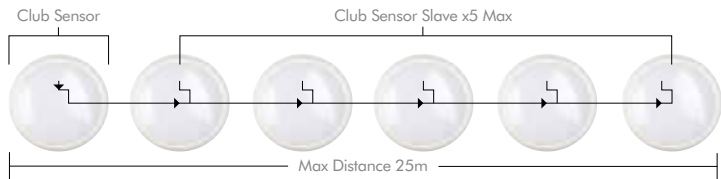
Sensor Range



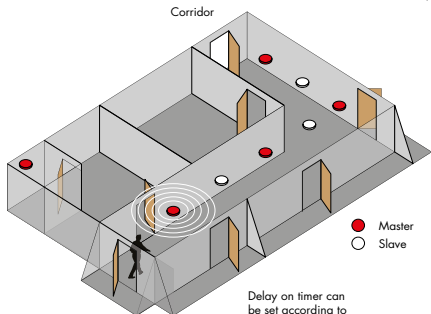
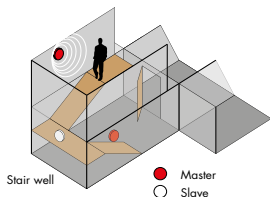
Controlability

 Distance	1m to 15m
 Time	10secs to 30 mins
 lux	5lux to 50lux

Master and Slave



Examples of Master and Slave Function



Delay on timer can be set according to the scheme

CONTACT DETAILS

Telephone: **0844 855 4810**

email: **uk.quotations@thornlighting.co.uk**

website: **www.thornlighting.co.uk/CLUB**

Thorn Contractor Range

Fast. Simple. Affordable.

We offer products with outstanding quality, easy installation and competitive prices. All of this is provided to you in close cooperation with your local wholesaler.

Save time. Save money. Save energy.

With our comprehensive portfolio you can realise smaller and larger projects in a fast, cost-effective and energy-efficient manner. According to project requirements, solutions with conventional technology as well as up-to-date LED luminaires can be implemented - depending on your budget.



5 Year Warranty

As a globally leading luminaire manufacturer, Thorn Lighting provides a five-year warranty for its complete product range within all European Countries. Effective from 1st May 2015.

