

Technical Information



Design

BSEN40, PD6547: 2004+A1: 2009 (No Sign)  
 Load Class B  
 Deflection Class 3

Head load - See Table

Finish

Galvanised to BSEN 1461:2022

Welding

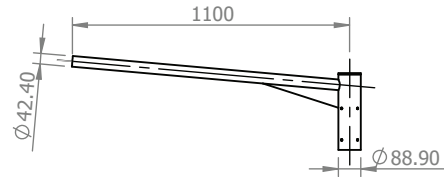
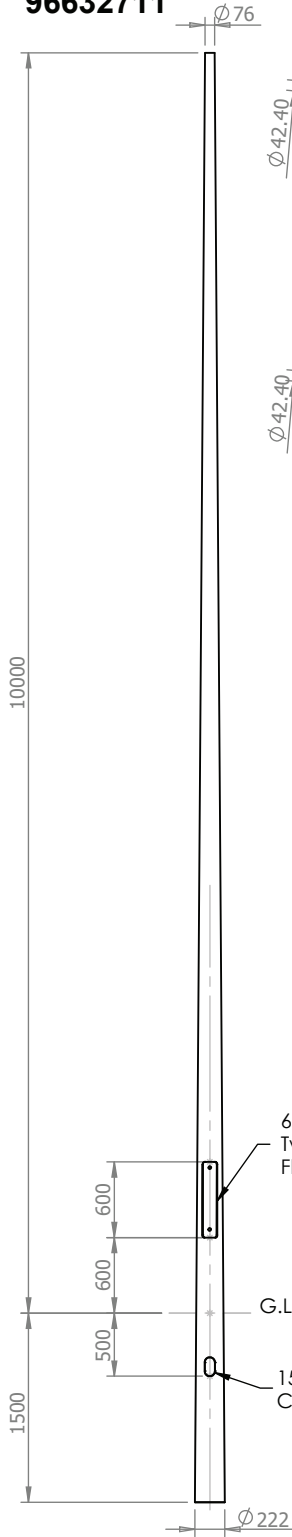
In accordance with BSEN1011  
 Procedures to BSEN ISO 15614-1:2017  
 Welders qualified to BSEN ISO 9606-1:2017

\* Maximum design head load based on wind loading region with orientation of bracket/ luminaire(s) being on the same plane as door

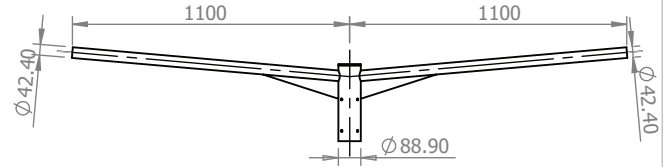
Approximate Column Weight: 205kg

Maximum Loading Including Bracket		
Wind Loading Region	Terrain Category	Weight/Area
Extra Light	I	140kg/1.41m <sup>2</sup>
	II	160kg/1.67m <sup>2</sup>
Light	I	125kg/1.22m <sup>2</sup>
	II	145kg/1.48m <sup>2</sup>
Medium	I	115kg/1.06m <sup>2</sup>
	II	135kg/1.35m <sup>2</sup>
Heavy	I	115kg/1.26m <sup>2</sup>
	II	110kg/1.04m <sup>2</sup>
Extra Heavy	I	80kg/0.62m <sup>2</sup>
	II	90kg/0.88m <sup>2</sup>

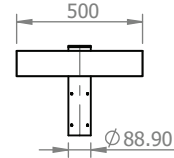
**96632711**



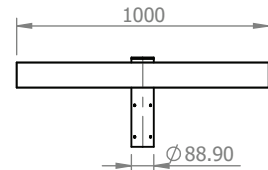
**96632718 - Single Arm Bracket**  
 Approx Weight: 7.15kg



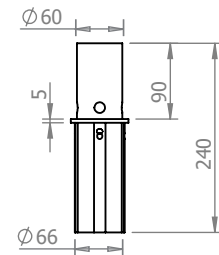
**96632719 - Twin Arm Bracket**  
 Approx Weight: 11.19kg



**96632720 - Single Flood Light Bracket**  
 Approx Weight: 6.22kg



**96632721 - Double/Quad Flood Light Bracket**  
 Approx Weight: 9.62kg



**96633562 - Post Top Adaptor**  
 Approx Weight: 1kg

2016 © Copyright




Title

10 Metre Tapered/Conical Root Mounted Post Top Column

Drg No. 49377-0

Scale:1:60  
 Sheet 1 of 1

Notes

All dimensions in millimetres unless stated otherwise.

When Multiple views are shown 3rd Angle Projection is assumed.